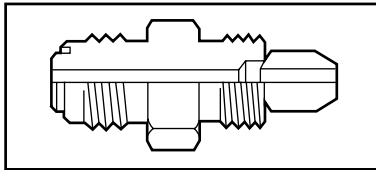


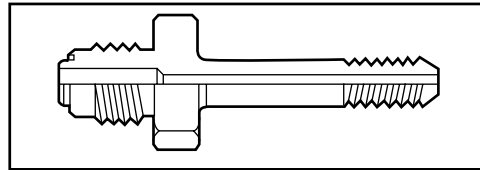
Adapters/Couplings - Special Adapters

Autoclave Engineers also offers a line of components that assist in adapting into and out of specialized connections with Autoclave Medium Pressure products. Along with the adapters shown, Autoclave can provide other special adapters to fill your requirements. Contact your local Sales representative for information.

AE Medium Pressure (Male)



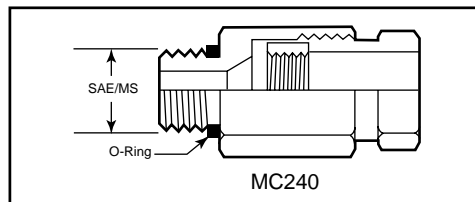
KC105 - 2 Piece



KC105 - 1 Piece

Connection Type	Tube Size (inches)	AE Medium Pressure (Male)				
		SF250CX	SF375CX	SF562CX	SF750CX	SF1000CX
KC105 (2 piece)	1/4	M44KC9B	M46KC9B	M49KC9B		
	3/8	M64KC9B	M66KC9B	M69KC9B		
	1/2		M86KC9B	M89KC9B	M812KC9B	M816KC9B
	5/8				M1012KC9B	M1016KC9B
	3/4		M126KC9B		M1212KC9B	M1216KC9B
	1					M1616KC9B
KC105 (1 piece)	1/4	M44KC9B-1				
	3/8		M66KC9B-1			
	1/2			M89KC9B-1		
	3/4			M129KC9B-1		

AE Medium Pressure (Female) SAE/MS Male



MC240 (SAE/MS Straight thread Boss)

Note: O-rings are standard Buna-N.

Connection Type	SAE/MS Thread Size (inches)	AE Medium Pressure (Female)				
		SF250CX	SF375CX	SF562CX	SF750CX	SF1000CX
MC240 (SAE/MS)	5/16-24	M24MC6B	M26MC6B			
	7/16-20	M44MC6B	M46MC6B	M49MC6B		
	9/16-18	M64MC6B	M66MC6B	M69MC6B		
	3/4-16		M86MC6B	M89MC6B	M812MC6B	
	7/8-14				M1012MC6B	M1016MC6B
	1 1/16 - 12				M1212MC6B	M1216MC6B
	1 5/16-12					M1616MC6B

Note: KC105 adapter ends are manufactured to NASA standard. For pressure ratings and additional information contact your local sales representative.